



# CombiNumerals™

## *User's Guide & Character Chart*



Welcome to CombiNumerals 4.0,  
the freeware version of  
**CombiNumerals Pro**,  
the ultimate utility font for  
CD and DVD labeling, web  
graphics, desktop publishing,  
instructional design, maps, signs and  
more. Click the links on the right  
to learn more about  
this cool font.

- 3** Installing CombiNumerals
- 4** Numeric Characters
- 5** Additional Characters
- 6** Pro vs. Freeware versions
- 7** Contact, License & Trademark info

### ① Expand the font archive.

CombiNumerals 4.0 is distributed as a compressed .zip file. To expand .zip files, you will need a program such as WinZip ([www.winzip.com](http://www.winzip.com)), Stuffit Expander for Windows ([www.aladdinsys.com/expander/](http://www.aladdinsys.com/expander/)), or a comparable utility.

### ② Copy the fonts to your “Fonts” folder.

When you expand the archive, a folder is created named either “CNFree\_T1” or “CNFree\_TT,” depending on whether you chose to download the fonts in Type 1 or TrueType formats. Open this folder and copy the fonts within it to your Fonts folder located in the WINNT folder (the name of the WINNT folder varies depending on the version of Windows you are using and how you chose to install Windows).

If you are using a third-party font management program such as ATM Deluxe, Extensis Suitcase or Bitstream Navigator (and you really should use such a program if you’re not already), follow its instructions for font installation and activation.

If you chose to install the fonts in Type 1 format, Adobe Type Manager (ATM) must be installed on your system, unless you are running Windows 2000, in which case Type 1 support is built-in. For all other Windows versions, ATM Light is available free from Adobe’s website ([www.adobe.com](http://www.adobe.com)).

Filename	Font name & sample
CNFREE__.*	CombiNumerals ① ② ③ 10 11 12 ➡ 99 🎵 € ☺
CNFREEBD.*	CombiNumerals Bold ① ② ③ 10 11 12 ➡ 99 🎵 € ☺

*\* Depending on the font format you’ve chosen, the extension will either be TTF (TrueType) or PFB & PFM (Type 1).*

### ③ Start using this cool font!

After you’ve installed it, CombiNumerals appears in the Font menus of all of your Windows programs. Refer to the following pages for information about accessing various characters in the font.




## Installing CombiNumerals 4.0

## Single-digit numbers

The numbers ① through ⑨ and ⑩ are located on the [qwertyuiop](#) row of keys (respectively) on a US keyboard. For example, to create the number ①, press the [q](#) key; to create the number ②, press the [w](#) key; and so on.


## Double-digit numbers

The numbers ⑩ through ⑨⑨ are created by first typing a [number key](#), followed by [Shift-number](#). For example, to create the number ⑥⑨, press and release the [6](#) key, then press [Shift-9](#).

 Because double-digit numbers beginning with ① can be problematic when it comes to spacing, I've provided alternates for the numbers ⑩ through ⑱ along the [asdfghjkl](#) row of keys (respectively) on a US keyboard. You can still type them as you would other double-digit numbers, but you'll find the alternate versions a bit more attractive.

## 3+ digit numbers

You can create numbers of three or more digits within an oval. The first and last digits of the number are created as described above. The interior digits 1 through 9 and zero are located on the [zxcvbnm,./](#) (bottom) row of keys on a US keyboard. For example, to create the number ⑩⑦, press the [0](#) key, then press the [/](#) key, then press [Shift-7](#). In this fashion, you can create a number of as many digits as you like.

 You can also include [+](#) (plus) and [-](#) (minus) signs as well as decimal points and commas in your numbers. The plus and minus signs are located in their normal positions on the keyboard. The decimal point [.](#) is created by typing the [=](#) key. A European decimal point, or comma [,](#) can be created by pressing [Alt-0235](#).

## Spacers

If you want to increase the space between digits, you can insert spacer characters. Three different widths are provided: [Alt-0133](#), [Alt-0150](#) and [Alt-0151](#), from narrowest to widest. You can even create empty semi-circles such as ⑥⑨. The semi-circles are created by typing [Alt-0139](#) (left) and [Alt-0155](#) (right).


2+2













































































## Numeric Characters






1  
2  
3  
99  
10.1  
800-867-5309

The component glyphs of multi-digit characters were designed with zero-width side-bearings. Certain applications may display small amounts of space between them, but these gaps will not be printed. You may apply tracking or kerning values to decrease the space, but you should not increase the space (doing so will cause noticeable gaps between glyphs when printed).

## Accessing additional characters

CombiNumerals 4.0 contains an assortment of alphabetic, non-numeric characters in addition to those described on previous pages. Many of them are located in keyboard positions beyond the standard slots and require the use of **Alt-0###** keystrokes to access them (where **###** is the decimal value of the character). For example, to type the character , hold down the **Alt** key and type **0153**.

											
0161	0164	0163	0165	0162	0137	0170	0186	0223	0167	0182	0169
											
0130	0132	0131	0177	0174	0247	0181	~	{	}	0181	0187
											
0216	0248		?	'	"	0149	0153	0194	0193	0195	0192
											
0210	0134	0236	0237	0231	0199	0139	0155	0242	\	-	
											
<	>	0224	0225	[	]	0226	0227	0249	0250	0251	0252
											
0211	0212	0213	0214	0217	0218	0219	0220	0198	0230	0140	0156
											
0243	0244	0245	0246	0135							

 Any character you type can also be a negative using a specially-created slash character by pressing the **\** (backslash) key. For example, the character  becomes . Just type a character and press the **\** key immediately following it. A similar character can be created by pressing the underscore key, e.g.,  becomes . Any questions?



## Additional Characters



## Differences between CombiNumerals & CombiNumerals Pro

While you'll no doubt find CombiNumerals 4.0 exceptionally useful, you may want to consider upgrading to its commercial big sister, *CombiNumerals Pro*. With the Pro version, you can:

- Create numbers with more than two digits.

100 101 2000 2001 8675309 8675309

- Add spacers, currency and other characters.

4.0 10.1 \$19.95 867-5309 €67,- 109

- Create alphabetic characters.

A B C D E Z

- Create characters for use in bubble-forms (e.g., surveys).

SA A D SD NA T F Y N

As they say in the infomercial biz, “but wait... There’s more!” The CombiNumerals Pro package also contains three additional fonts—*CombiSymbols*, *CombiSymbols CD* and *CombiSymbols DV*.

**INFO** *CombiSymbols* was designed with people creating websites and documentation in mind, but its uses are far-reaching. Here are just a few characters:



**INFO** *CombiSymbols CD* was designed for people creating artwork and packaging for compact discs. It contains all of the Compact Disc logos from the Phillips “Color” Books (official specifications), plus many other symbols and logos:



**INFO** *CombiSymbols DV* contains all of the official DVD logos, plus surround sound logos, a complete collection of sound mode icons and more:



99 → 100

Pro vs. Freeware  
versions

CombiNumerals Pro, which includes all three CombiSymbols fonts, is available for immediate download today from The FontSite for only **\$14.95**

**BUY NOW**

Order online, or [click here](#) to fill out an order form you can fax or mail.

## About the author

CombiNumerals was created by Sean Cavanaugh, author of *Digital Type Design Guide* (Hayden Books), and founder of the FontSite. The idea for the font came to him while drinking pulque in Oaxaca, Mexico.

## Software License

CombiNumerals is distributed as “freeware.” In other words, you have permission to freely distribute this typeface to friends, co-workers, electronic bulletin boards, web and FTP sites, etc., without requiring further authorization, provided **1)** you distribute the *original* archive, including this User Guide, and **2)** you do not modify the fonts in any way. You may NOT, however, sell this typeface or include it as part of a commercial offering or product (e.g., books, magazines, computer programs, shareware collections, etc.) intended for resale without the express written permission of Sean Cavanaugh and The FontSite.

CombiNumerals™ and CombiSymbols™ are Trademarks of Sean Cavanaugh and The FontSite. Typefaces and data © 1995–2001 The FontSite. All rights reserved.

For licensing information or questions regarding distribution, please send an e-mail to [info@fontsite.com](mailto:info@fontsite.com).

Visit the FontSite on the web at [www.fontsite.com](http://www.fontsite.com) for information about fonts, digital typography and graphic design. Several free fonts are available for download.

The FontSite  
2787 Sandy Drive  
Camano Island, WA 98292



## Contact Information, License & Trademarks

To order a copy of the **CombiNumerals Pro** font family, please fill out this form and fax or mail it to the address below, or click the Buy Now button to order online from the FontSite. When we receive your order, we'll e-mail you a receipt along with instructions for downloading the font (so please provide a valid e-mail address).

Name

E-mail Address

Billing Address

City

State/Province

Zip/Postal Code

Country

Telephone

#### PAYMENT INFORMATION

Visa

MasterCard

Check/Money Order

Name on Card


Card Number

Expiration Date (Month/Year)




## CombiNumerals Pro Order Form

 **Fax** 360-387-3486

 **Mail** The FontSite  
2787 Sandy Drive  
Camano Island, WA 98292

**BUY NOW** online at The FontSite

 Your credit card will be billed for \$14.95. California and Washington residents will be billed an additional \$1.15 sales tax.

Please make checks payable to The FontSite in the amount of \$14.95. Calif. & Wash. residents, please make checks in the amount of \$16.10.