

Cat. No. 25-1043B

User's Guide

CM-5

RGB Color Monitor



TANDY®

INTRODUCTION

The CM-5 RGB Color Monitor is designed to display characters and graphics in color. It is quite affordable and perfect for home or educational use. Features include:

- Fourteen-inch color display
- Adjustable picture controls that let you tailor the brightness and contrast to suit your environmental lighting
- CGA compatible
- Resolution of 320 dots by 225 lines

© 1990 Tandy Corporation.
All Rights Reserved.

Tandy and Radio Shack are registered trademarks of Tandy Corporation.

Reproduction or use of any portion of this manual, without express written permission from Tandy Corporation, is prohibited. While reasonable efforts have been made in the preparation of this manual to assure its accuracy, Tandy Corporation assumes no liability resulting from any errors in or omissions from this manual, or from the use of the information contained herein.

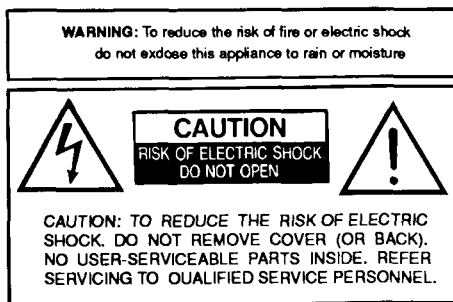
10 9 8 7 6 5 4 3 2 1

FCC NOTICE

This equipment has been tested and found to comply with the limits for a Class B digital device, pursuant to Part 15 of the FCC Rules. These limits are designed to provide reasonable protection against harmful interference in a residential installation. This equipment generates, uses, and can radiate radio frequency energy and, if not installed and used in accordance with the instructions, may cause harmful interference to radio communications. However, there is no guarantee that interference will not occur in a particular installation. If this equipment does cause harmful interference to radio or television reception, which can be determined by turning the equipment off and on, the user is encouraged to try to correct the interference by one or more of the following measures:

- Reorient or relocate the receiving antenna.
- Increase the separation between the equipment and receiver.
- Connect the equipment into an outlet on a circuit different from that to which the receiver is connected.
- Consult the dealer or an experienced radio/TV technician for help.

Shielded interface cables must be used with this device.



The lightning flash with arrowhead symbol within an equilateral triangle is intended to alert the user to the presence of uninsulated "dangerous voltage" within the product's enclosure.



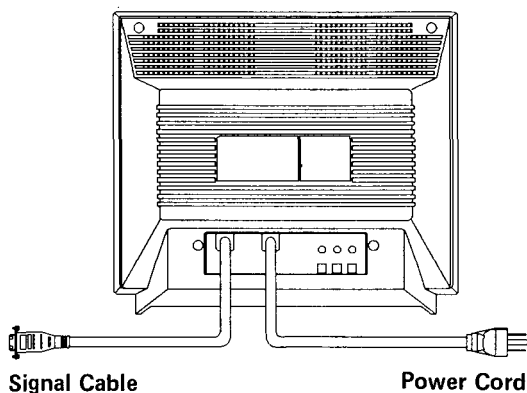
The exclamation point within an equilateral triangle is intended to alert the user to the presence of important operating and maintenance (servicing) instructions in the literature accompanying the appliance.

For your own protection, we urge you to record the serial number of this unit in the space provided. You will find the serial number on the back panel of the unit.

Serial Number _____

SETTING UP

Your CM-5 is easy to set up.



1. Be sure that power to all components is off.
2. Connect the signal connector to the CPU of a compatible computer.
3. Plug the monitor's power cord into a standard, grounded AC outlet or approved power strip.
4. Turn on all equipment. Follow the instructions in your computer manual to turn on your computer with peripherals connected. To turn on the CM-5, press the POWER button on the front of the monitor. Press the button again to turn off the monitor. The indicator on the front of the CM-5 lights when the monitor's power is on.

SETUP HINTS

To protect the monitor from overheating and to provide reliable operation,

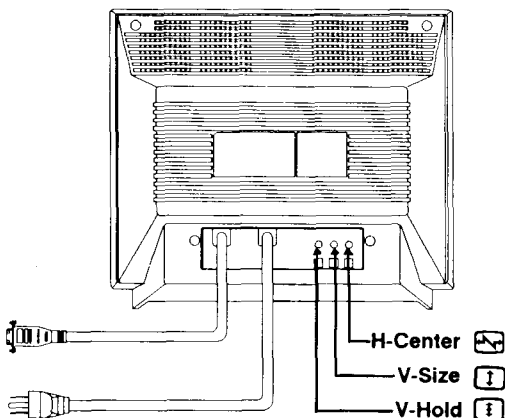
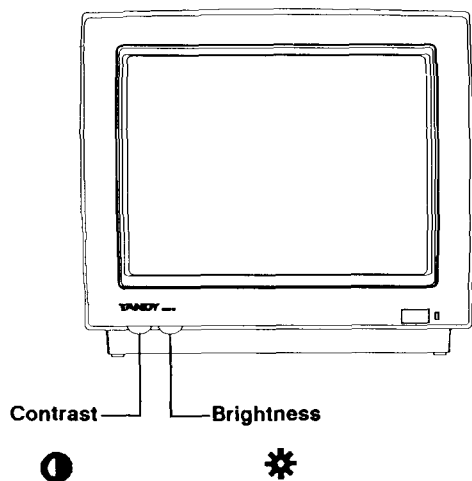
the CM-5 has openings for ventilation purposes.

- Do not obstruct the ventilation openings.
- Install the monitor at least 4 inches (10 cm) from the wall.
- Place the monitor on a flat, stable surface.
- Never block the openings on the bottom of the monitor by placing it on a bed, sofa, or rug.
- Place the monitor in a built-in enclosure only if proper ventilation is provided.
- Never place the monitor near or over a radiator or heat register.
- Keep the monitor dry and free of excess dust. Moisture and dust can damage the monitor.

SAFETY INFORMATION

- Operate the monitor from the power source indicated on the back of the cabinet. Using some other power source can cause monitor damage, as well as improper operation.
- To ensure safe operation, the three-pin plug (supplied) must be inserted into a standard three-pin outlet that is effectively grounded. Extension cords used with the equipment must be three-wire cords that are correctly wired to provide connection to ground. Improperly wired extension cords are a major cause of fatalities. The fact that the equipment operates satisfactorily does not imply that the power point is grounded and that the installation is completely safe. For your safety, consult with a qualified electrician if there is any doubt about the effective grounding of the power point.
- To prevent a fire or electrical shock, do not overload wall outlets and extension cords.
- Adjust only those controls that are described in the section "Adjusting the Display." Improper adjustment of other controls can result in damage that will require the services of a technician.
- Do not allow anything to rest on the power cord. The cord should not stretch across a hall or any other high-traffic area.
- Unplug the monitor from the AC outlet if it is to be idle during a weekend, vacation, or other extended period of time.
- If the same characters or graphics are shown for a long time with the contrast and brightness controls set to their maximum positions, part of the screen might be damaged. Use these controls with care.
- To prevent electrical shock and other hazards, do not remove the back cover of the monitor.
- Do not drop or push objects into the cabinet openings. Some internal parts carry hazardous voltages, and contact with these parts can result in electrical shock.
- Never spill a liquid of any kind on the monitor. If liquid is accidentally spilled on the unit, unplug it and have it checked by a Radio Shack service technician before using it again.

ADJUSTING THE DISPLAY



You might need to adjust the display of the CM-5 before using it. Two of the controls are located on the front of the monitor, and the other controls are located on the back of the monitor.

Contrast and Brightness—adjust the screen brightness to compensate for room lighting. Rotate either or both controls clockwise to increase brightness; rotate them counterclockwise to

decrease brightness. Use the contrast control to adjust color brilliance—low or high, as needed.

V.Hold—stabilize the display on the screen.

V.Size—adjust the vertical height of the display.

H.Center—adjust the horizontal position of the display.

CARE AND MAINTENANCE

Your CM-5 should give you years of trouble-free service if it is connected to the proper power source and handled gently. If the monitor malfunctions, have it checked by a qualified Radio Shack service technician.

CLEANING THE CM-5

Always unplug the monitor before cleaning it. Wipe the screen and cabinet with a soft cloth. If the screen requires more than dusting, use a household window cleaner and a soft cloth.

Caution: Do not use benzene, thinner, or any volatile substance to clean the unit. Such substances can permanently mar the finish. Never leave the unit in contact with rubber or vinyl for an extended period of time.

Occasionally, the internal parts of the monitor need to be cleaned to prevent damage caused by dust particles. We recommend that you take the unit to a Radio Shack Computer Center for yearly cleaning.

SPECIFICATIONS

CRT	14 inches (90° deflection)
	0.63 mm stripe, semi-tint, glare
Display Size	9.45" x 7.09" (240 mm x 180 mm)
Scanning Frequency	
Horizontal	15.701 kHz
Vertical	60 Hz
Resolution	320 Dots x 225 Lines
Signal Input Level	RGB Video, TTL-positive
	Intensity, TTL-positive
	Horizontal Synchronization, TTL-positive
	Vertical Synchronization, TTL-positive
Power Input	120V AC, 60 Hz
Power Consumption	70 W (maximum)
Heat Output	222 BTU per hour
Dimensions	11 7/8" x 13 15/32" x 14 13/16" (H x W x D)
	(302 x 342 x 376 mm) (H x W x D)
Weight	Approximately 28.66 lbs (13 kg)
Operating Temperature	55° F to 85° F (13° C to 30° C)

SERVICE POLICY

Radio Shack's nationwide network of service facilities provides quick, convenient, and reliable repair services for all of its computer products, in most instances. Warranty service will be performed in accordance with Radio Shack's Limited Warranty. Non-warranty service will be provided at reasonable parts and labor costs.

6/86

NOTES

USA ONE-YEAR LIMITED WARRANTY

I. CUSTOMER OBLIGATIONS

- A. CUSTOMER assumes full responsibility that this computer hardware purchased (the "Equipment"), and any copies of software included with the Equipment or licensed separately (the "Software") meets the specifications, capacity, capabilities, versatility, and other requirements of CUSTOMER.
- B. CUSTOMER assumes full responsibility for the condition and effectiveness of the operating environment in which the Equipment and Software are to function, and for its installation.

II. LIMITED WARRANTIES AND CONDITIONS OF SALE

- A. RADIO SHACK warrants to the original CUSTOMER that the Equipment is free from manufacturing defects for a period of one (1) calendar year from the date of purchase as evidenced by a RADIO SHACK sales document. RADIO SHACK warrants to the original CUSTOMER that any diskette, disk cartridge, cassette tape, tape cartridge or other external storage media included with the Equipment is free from manufacturing defects for a period of ninety (90) calendar days from the date of purchase.
- B. These warranties are only applicable to purchases of Tandy Equipment by the original customer from Radio Shack company-owned Computer Centers, retail stores, and Radio Shack franchisees and dealers at their authorized locations. The warranties are void if the merchandise has been subjected to improper or abnormal use. If a manufacturing defect is discovered during the stated warranty periods, the defective item must be returned to a Radio Shack Computer Center, a Radio Shack retail store, a participating Radio Shack franchisee or a participating Radio Shack dealer for repair, along with a copy of the sales document or lease agreement. The original CUSTOMER'S sole and exclusive remedy in the event of a defect is limited to the correction of the defect by repair, replacement, or refund of the purchase price, at RADIO SHACK'S election and sole expense. RADIO SHACK has no obligation to replace or repair expendable items.
- C. RADIO SHACK makes no warranty as to the design, capability, capacity, or suitability for use of the Software, except as provided in this paragraph. Software is licensed on an "AS IS" basis, without warranty. The original CUSTOMER'S exclusive remedy, in the event of a Software manufacturing defect, is its repair or replacement within thirty (30) calendar days of the date of the RADIO SHACK sales document received upon license of the Software. The defective Software shall be returned to a Radio Shack Computer Center, a Radio Shack retail store, a participating Radio Shack franchisee or Radio Shack dealer along with the sales document.
- D. Except as provided herein no employee, agent, franchisee, dealer or other person is authorized to give any warranties of any nature on behalf of RADIO SHACK.
- E. EXCEPT AS PROVIDED HEREIN, RADIO SHACK MAKES NO EXPRESS WARRANTIES, AND ANY IMPLIED WARRANTY OF MERCHANTABILITY OR FITNESS FOR A PARTICULAR PURPOSE IS LIMITED IN ITS DURATION TO THE DURATION OF THE WRITTEN LIMITED WARRANTIES SET FORTH HEREIN.
- F. Some states do not allow limitations on how long an implied warranty lasts, so the above limitation(s) may not apply to CUSTOMER.

III. LIMITATION OF LIABILITY

- A. EXCEPT AS PROVIDED HEREIN, RADIO SHACK SHALL HAVE NO LIABILITY OR RESPONSIBILITY TO CUSTOMER OR ANY OTHER PERSON OR ENTITY WITH RESPECT TO ANY LIABILITY, LOSS OR DAMAGE CAUSED OR ALLEGED TO BE CAUSED DIRECTLY OR INDIRECTLY BY "EQUIPMENT" OR "SOFTWARE" SOLD, LEASED, LICENSED OR FURNISHED BY RADIO SHACK, INCLUDING, BUT NOT LIMITED TO, ANY INTERRUPTION OF SERVICE, LOSS OF BUSINESS OR ANTICIPATORY PROFITS OR CONSEQUENTIAL DAMAGES RESULTING FROM THE USE OR OPERATION OF THE "EQUIPMENT" OR "SOFTWARE." IN NO EVENT SHALL RADIO SHACK BE LIABLE FOR LOSS OF PROFITS, OR ANY INDIRECT, SPECIAL, OR CONSEQUENTIAL DAMAGES ARISING OUT OF ANY BREACH OF THIS WARRANTY OR IN ANY MANNER ARISING OUT OF OR CONNECTED WITH THE SALE, LEASE, LICENSE, USE OR ANTICIPATED USE OF THE "EQUIPMENT" OR "SOFTWARE." NOTWITHSTANDING THE ABOVE LIMITATIONS AND WARRANTIES, RADIO SHACK'S LIABILITY HEREUNDER FOR DAMAGES INCURRED BY CUSTOMER OR OTHERS SHALL NOT EXCEED THE AMOUNT PAID BY CUSTOMER FOR THE PARTICULAR "EQUIPMENT" OR "SOFTWARE" INVOLVED.
- B. RADIO SHACK shall not be liable for any damages caused by delay in delivering or furnishing Equipment and/or Software.
- C. No action arising out of any claimed breach of this Warranty or transactions under this Warranty may be brought more than two (2) years after the cause of action has accrued or more than four (4) years after the date of the Radio Shack sales document for the Equipment or Software, whichever first occurs.
- D. Some states do not allow the limitation or exclusion of incidental or consequential damages, so the above limitation(s) or exclusion(s) may not apply to CUSTOMER.

IV. SOFTWARE LICENSE

RADIO SHACK grants to CUSTOMER a non-exclusive, paid-up license to use the TANDY Software on one computer, subject to the following provisions:

- A. Except as otherwise provided in this Software License, applicable copyright laws shall apply to the Software.
- B. Title to the medium on which the Software is recorded (cassette and/or diskette) or stored (ROM) is transferred to CUSTOMER, but not title to the Software.
- C. CUSTOMER may use Software on a multiuser or network system only if either, the Software is expressly labeled to be for use on a multiuser or network system, or one copy of this Software is purchased for each node or terminal on which Software is to be used simultaneously.
- D. CUSTOMER shall not use, make, manufacture, or reproduce copies of Software except for use on one computer and as is specifically provided in this Software License. CUSTOMER is expressly prohibited from disassembling the Software.
- E. CUSTOMER is permitted to make additional copies of the Software only for backup or archival purposes or if additional copies are required in the operation of one computer with the Software, but only to the extent the Software allows a backup copy to be made.
- F. CUSTOMER may resell or distribute unmodified copies of the Software provided CUSTOMER has purchased one copy of the Software for each one sold or distributed. The provisions of this Software License shall also be applicable to third parties receiving copies of the Software from CUSTOMER.
- G. All copyright notices shall be retained on all copies of the Software.

V. APPLICABILITY OF WARRANTY

- A. The terms and conditions of this Warranty are applicable as between RADIO SHACK and CUSTOMER to either a sale of the Equipment and/or Software License to CUSTOMER or to a transaction whereby Radio Shack sells or conveys such Equipment to a third party for lease to CUSTOMER.
- B. The limitations of liability and Warranty provisions herein shall inure to the benefit of RADIO SHACK, the author, owner and/or licensor of the Software and any manufacturer of the Equipment sold by RADIO SHACK.

VI. STATE LAW RIGHTS

The warranties granted herein give the original CUSTOMER specific legal rights, and the original CUSTOMER may have other rights which vary from state to state.

RADIO SHACK
A Division of Tandy Corporation
Fort Worth, Texas 76102